

SAFETY HiTESTER 3258

Field Measuring Instruments



Safely Measure Voltage Breaker Panels




■ New Technology

Measure voltage on insulated electric cables

■ Safety


Measure safely around metal busbars and terminals



■ Applicability

Optimized for 30-600 V AC

Measurable electrical cable:
100 mm² or thicker covered
(unshielded) cables (Cables thicker than
38mm² also supported at other accuracies)



True RMS

CAT IV 600V



ISO 9001
JMI-0216



ISO 14001
JQA-E-90091



www.hioki.com

HIOKI company overview, new products, environmental considerations and other information are available on our website.



Guaranteed for 3 years

HIOKI's **new technology** enhances voltage measurement safety

Development of the SAFETY HiTESTER 3258 opens the door to a new realm of safety by accurately measuring non-destructively through wire insulation, a particular safety concern to those who maintain and inspect electrical facilities

Safe Probe Heads



Reliably safe, non-metallic resin heads

True RMS values on large, crystal-clear display

Data Hold Indicator

Shows when data is being held (HOLD button pressed)

APS Indicator (Auto Power Shutoff)

The HiTESTER automatically shuts off when 10 minutes have elapsed from the last operation (can be disabled)

AC Indicator

Low Battery Indicator

Measured Value

True RMS values retain accuracy despite waveform distortion



Voltage Unit Indicator

Voltage Detector

Power Button




Safety Barrier

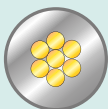
Applicable electric cable types

Size: 100 mm² or larger insulated cables
(Not suitable for shielded cables)

Actual-size cross sections



100 mm² (17 mm dia.) insulated cable



38 mm² (11.5 mm dia.) insulated cable
(Add 0.5% rdg. to standard accuracy)

Easy operation and informative display

1. Hot line check

The HOLD lamp flashes when an energized line (at least 30 V AC) is detected.

Hot Line Indicator



2. Measured value

When the display has stabilized, the HOLD lamp lights and the measured value is displayed.

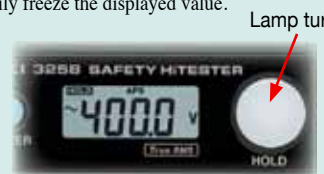
Measured Value



3. Hold measured value

Press the HOLD button to temporarily freeze the displayed value.

Measurement Hold



Lamp turns off

Ensures safe measurements in the cubicle

Point 1

Easily measure right through cable insulation



Point 2

Safely measure around busbars



Also safe for metallic conductors



Actual size

Long grip for better safety
Safely measure 380-480 V AC lines

Get accurate measurements easily

The HiTESTER measures the voltage between two probes. To ensure accurate measurements, apply the voltage detector probes perpendicular to the object to be measured. To measure voltage to ground, apply one probe to a ground conductor.

○ Apply each voltage detector probe perpendicular to the object to be measured.

✗ Incorrect measurement

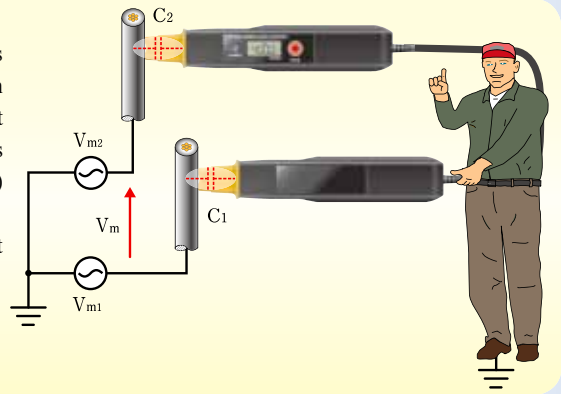
Correct measurement method

(Not suitable for shielded cables)

□ HiTESTER 3258 measurement principle

Measurements with traditional non-metallic-contact voltmeters and phase detectors depend on the coupling capacitance (C_1 and C_2) between voltage detector electrodes in the probe tips and the measurement objects. That voltage detection method can present problems due to the dependence of the coupling capacitance on the material properties of the measurement objects, making accurate voltage determination ($V_m = V_{m2} - V_{m1}$) problematic.

The SAFETY HiTESTER 3258 employs a new technological principle to detect accurate measurement voltage (V_m) independent of coupling capacitance.



■ Model 3258 Specifications (accuracy guaranteed for one year at 23 ±5°C and 80% RH or less)

Measurement parameter	AC voltage (AC potential bridge)
Measurement objects	Insulated electric lines (Indoor PVC or equivalent, 100 mm ² or thicker), metal conductors Note: Not suitable for shielded cables
Measurement values	True RMS display
Max. rated voltage to earth	600 Vrms AC
Circuit dynamics	Crest factor 1.8 (sine wave only at 600 V range)
Temp. characteristics	0.05% rdg./°C
Effect of nearby conductors	±5% rdg. or less
Effect of external magnetic field	none
Display	4200 counts, with less than 10 counts zero-suppressed
Display refresh rate	Approx. once every 0.6 seconds
Display response time	2.4 s or less
Functions	Data Hold, Auto Power Shutoff, Low-Battery Warning
Operating temp. & humidity	0 to 40°C, 80% RH or less, non-condensating
Storage temp. & humidity	-10 to 50°C, 80% RH or less, non-condensating
Operating environment	Indoors, up to 2000 m ASL
Applicable standards	Safety: EN61010, EMC: EN61326
Power supply	Six AA (LR6) alkaline batteries Max. operating time: approx. 14 h (power on, no input), or the equivalent of 1000 one-minute operations or 200 five-minute operations
Max. rated power	2 VA
Dimensions and mass	51W(2.01") × 275H(10.83") × 37.5D(1.48") mm (per probe), Cable length: 900 mm (35.43"), 670 g (23.6 oz.) (including batteries)



AC Voltage Measurement Accuracy (on insulated PVC cables or equivalent, 100 mm² or thicker)

Ranges (auto-ranging)	Displayable range	Display resolution	Range of guaranteed accuracy	Accuracy	
				40 to 66 Hz	66 to 400 Hz
420.0 V	0.0 to 420.0 V	0.1 V	30.0 to 420.0 V	±1.5% rdg. ±5 dgt.	±2.5% rdg. ±5 dgt.
600 V	380 to 600 V	1 V	380 to 480 V	±2.0% rdg. ±5 dgt.	
			481 to 600 V	±5.0% rdg. ±5 dgt.	

For insulated IV/CV cables or equivalent between 38mm² and 100mm², add 0.5% rdg. to standard accuracy.

SAFETY HiTESTER 3258

Accessories: Instruction manual × 1, Soft carrying case × 1, LR6 (AA) battery × 6



Note: Company names and Product names appearing in this catalog are trademarks or registered trademarks of various companies.

HIOKI

HIOKI E. E. CORPORATION

HEADQUARTERS:

81 Koizumi, Ueda, Nagano, 386-1192, Japan
TEL +81-268-28-0562 FAX +81-268-28-0568
http://www.hioki.com / E-mail: os-com@hioki.co.jp

HIOKI USA CORPORATION:

TEL +1-609-409-9109 FAX +1-609-409-9108
http://www.hiokiusa.com / E-mail: hioki@hiokiusa.com

HIOKI (Shanghai) SALES & TRADING CO., LTD.:

TEL +86-21-63910090 FAX +86-21-63910360
http://www.hioki.cn / E-mail: info@hioki.com.cn

DISTRIBUTED BY

HIOKI INDIA PRIVATE LIMITED:

TEL +91-124-6590210 FAX +91-124-6460113
E-mail: hioki@hioki.in

HIOKI SINGAPORE PTE. LTD.:

TEL +65-6634-7677 FAX +65-6634-7477
E-mail: info@hioki.com.sg

HIOKI KOREA CO., LTD.:

TEL +82-42-936-1281 FAX +82-42-936-1284
E-mail: info-kr@hioki.co.jp